

DIGITAL COLOR PRINTER



Exceptional Image Quality

New head-control engine and High Grade media combine to provide superior digital prints.

DIGITAL COLOR PRINTER

CP9800DW

NEW



Premium Image Quality

Mitsubishi Electric CP9800DW incorporates High Grade media to deliver rich, black tones, improved color depth, and higher overall image quality.

Mitsubishi Adaptive Thermal-head Management Engine

New color management engine provides clear, vivid images, subtle color gradations and realistic skin tone reproduction.

High-Speed Output and Improved duty cycle

Provides print speeds of approximately 8 seconds for a single 4x6" print. Batch printing enables output of approximately 400 prints per hour (4x6" prints)*. * Performance will vary depending on conditions (use environment, image contents, etc.).

Extended Service Life and Improved Print Head

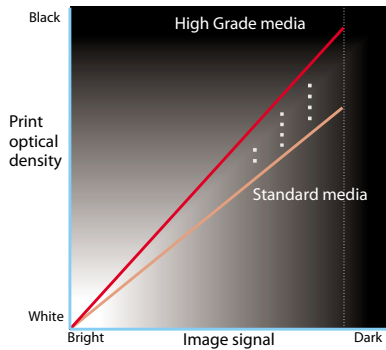
A protective film applied to the head enhances durability, while back-layer ink sheet diminishes wear.

High Grade Media

Premium media for the most realistic images possible

When used with newly developed High Grade media offering remarkably broad dynamic range* (16% better than standard media), the CP9800DW achieves sharp, contrast-rich images with the subtlest of tonal gradations. Enjoy superb color reproduction and rich, deep blacks images comparable to silver halide photos. * Density range from black to white

Improvements in dynamic range with High Grade media



High Speed

Prints one 4x6 photo in approximately 8 seconds

The CP9800DW's newly developed high-speed components and high-speed imaging mechanics achieve print speeds approximately 40% better than the previous Mitsubishi model* with 4x6 prints, providing the power you need to handle high-volume and high-speed printing applications.

*CP9550DW

SPECIFICATIONS

Model	CP9800DW	
Paper size capacity	89x127mm(3.5x5")	680sheet
	102x152mm(4x6")	600sheet
	127x178mm(5x7")	350sheet
	152x229mm(6x9")	270sheet
Head Resolution	300.5DPI	
Print Time*	89x127mm(3.5x5")	approx.8sec
	102x152mm(4x6")	approx.8sec
	127x178mm(5x7")	approx.16sec
	152x229mm(6x9")	approx.18sec
Interface	USB2.0(High Speed)	
Dimensions(WxDxH)	329x404x383mm(13.0x15.9x15.1")	
Weight(printer)	approx.21kg	
Power Supply	120V AC 50/60Hz,220-240V AC 50/60Hz	
Power Consumption	4.7A(120V AC 50/60HZ), 2.5A(220-240V AC 50/60Hz)during printing	
	0.4A(120V AC 50/60HZ), 0.4A(220-240V AC 50/60Hz)standby	
Driver Software	Windows XP/2000 Macintosh OS 10.4(available through download)	

*High Grade standard mode, continuous printing of two copies or more.

*Without data transfer time.

Windows is a registered trademark of Microsoft Corporation in the U.S.A and other countries.

Macintosh is a trademark of Apple Inc.

Flexible Installation

Offers a choice of two height modes for installation in different locations

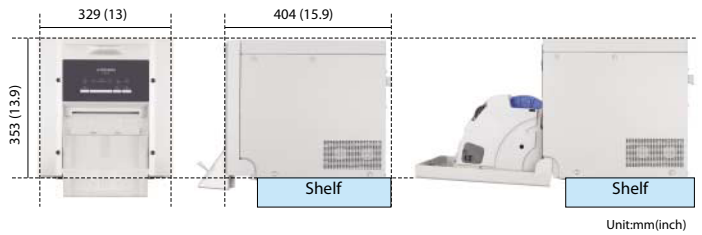
(1) Tabletop installation

Attach four 30-mm-high (1.2-inch-high) feet to the printer bottom to create enough space to fold out the front panel.



(2) Installation in kiosk or other rack systems

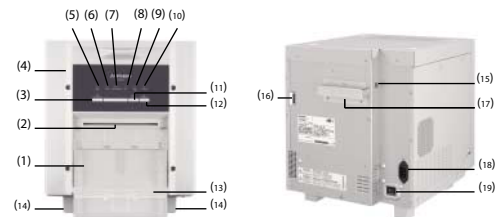
Since there is no need to attach the four feet to the bottom of the printer, the printer's height is reduced by 30mm (1.2 inches)



SPECIAL PAPER(Options)

Grade	Model	Print per roll	Image size
Standard	CK9035	680	89x127mm(3.5x5")
Standard	CK9046	600	102x152mm(4x6")
Standard	CK9057	350	127x178mm(5x7")
Standard	CK9069	270	152x229mm(6x9")
Standard	CK9046PST	600(Postcard)	102x152mm(4x6")
High Grade	CK9035HG	680	89x127mm(3.5x5")
High Grade	CK9046HG	600	102x152mm(4x6")
High Grade	CK9057HG	350	127x178mm(5x7")
High Grade	CK9069HG	270	152x229mm(6x9")
High Grade	CK9046PHG	600(Postcard)	102x152mm(4x6")

Component names



- (1)Paper strip bin (2)print output (3)DOOR OPEN button (4)door (5)POWER indicator (6) ALARM indicator (7)PAPER/INK RIBBON indicator (8)DATA indicator (9)READY indicator (10)COOLING indicator (14)CANCEL button (12)FEED & CUT button (13)output tray (14)feet (15)USB terminal (16)DIP switch (17)handle for transporting printer (18)AC line socket (19)POWER switch